



RUBBER DOCK BUMPERS

CHASSIS & TRAILERS:
 AUTO / DRY VAN / FLATBED / REEFER VAN

Technical drawings for Model 4502-1245 showing side, top, and perspective views with dimensions: 2", 2-3/16", 7/8", 1/2", 1-1/8", 3/4", 1/2", 2-7/16", 4-1/4", 7-5/8", and Ø1-3/8".

MODEL 4502-1245
Trailmobile style
 w/ Steel Washers

SUB FOR: GLOBETECH GT-2042,
 TRAMAC 30039
MATERIAL: RUBBER (SBR)
COLOR: BLACK
WEIGHT: 1.48 LBS / 0.67 Kg

Technical drawings for Model 4502-1256 showing side, top, and perspective views with dimensions: 5-3/8", 3-1/8", 3-5/8", 3-1/2", 6-1/8", 3-3/4", Ø1-3/16", and Ø1/2".

MODEL 4502-1256
Utility style
 w/ Steel Washers

SUB FOR:
 GLOBETECH GT-UTM 053
MATERIAL: RUBBER (SBR)
COLOR: BLACK
WEIGHT: 5.1 LBS / 2.31 Kg

Technical drawings for Model 4502-1267 showing side, top, and perspective views with dimensions: 3-1/4", 1", 2-7/8", 6", 2-1/2", Ø1-1/2", Ø1-1/2", and Ø9/16".

MODEL 4502-1267
Trailmobile style
 w/ Steel Washers

SUB FOR:
 FLEET ENGINEERS 022-01409,
 GLOBETECH GT-2044,
 TRAMAC 30037
MATERIAL: RUBBER (SBR)
COLOR: BLACK
WEIGHT: 2.31 LBS / 1.05 Kg

Technical drawings for Model 4502-1276 showing side, top, and perspective views with dimensions: 3-1/8", 2-3/4", 1-1/2", 3", 6", 3-1/8", Ø1-5/8", Ø1-5/8", and Ø5/8".

MODEL 4502-1276
Dole style
 w/ Steel Washers

SUB FOR: GLOBETECH GT-2006
MATERIAL: RUBBER (SBR)
COLOR: BLACK
WEIGHT: 2.39 LBS / 1.08 Kg



RUBBER DOCK BUMPERS

CHASSIS & TRAILERS:
 AUTO / DRY VAN / FLATBED / REEFER VAN

MODEL 4502-1277
 Wabash style

SUB FOR: GLOBETECH GT-2036,
 TRAMAC 30036
MATERIAL: RUBBER (SBR)
COLOR: BLACK
WEIGHT: 5.74 LBS / 2.6 Kg

MODEL 4502-1278

SUB FOR: GLOBETECH GT-2045,
 TRAMAC 30067
MATERIAL: RUBBER (SBR)
COLOR: BLACK
WEIGHT: 5.31 LBS / 2.41 Kg

MODEL 4502-1735
 Trailmobile style

SUB FOR: GLOBETECH GT-2027,
 TRAMAC 30027
MATERIAL: RUBBER (SBR)
COLOR: BLACK
WEIGHT: 4.48 LBS / 2.03 Kg

MODEL 4502-6305
 w/ Steel Washers

MATERIAL: RUBBER (SBR)
COLOR: BLACK
WEIGHT: 2.38 LBS / 1.08 Kg



RUBBER DOCK BUMPERS

CHASSIS & TRAILERS:
AUTO / DRY VAN / FLATBED / REEFER VAN

MODEL 4502-6306
Trailmobile style

Dimensions: 2-1/2" (top width), 3" (left height), 6" (right height), 1-1/8" (bottom offset), 3-1/4" (bottom width), 6" (total width), 2-1/2" (hole spacing), Ø1-7/8" (hole diameter), Ø1/2" (hole offset).

SUB FOR: GLOBETECH GT-2043, TRAMAC 30038
MATERIAL: RUBBER (SBR)
COLOR: BLACK
WEIGHT: 3.09 LBS / 1.4 Kg

MODEL 4502-6385
w/ Steel Washers & Bushings

Dimensions: 2-3/4" (top width), 2-3/4" (left height), 7/8" (bottom offset), 3-1/8" (right height), 15-3/4" (total width), 6-3/8" (hole spacing), Ø1-1/2" (hole diameter), Ø5/8" (hole offset).

MATERIAL: RUBBER (SBR) **COLOR:** BLACK
WEIGHT: 5.4 LBS / 2.45 Kg

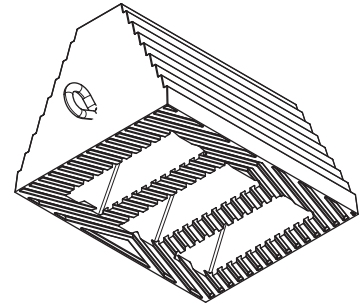

MODEL 4502-8633
w/ Steel Washers

Dimensions: 2" (top width), 2" (left height), 7/8" (bottom offset), 2-1/4" (right height), 7-9/16" (total width), 4-1/2" (hole spacing), Ø1-1/8" (hole diameter), Ø3/8" (hole offset).

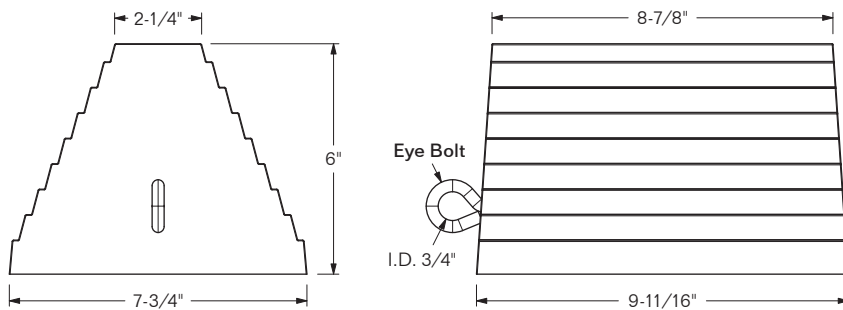
MATERIAL: RUBBER (SBR)
COLOR: BLACK
WEIGHT: 1.4 LBS / 0.6 Kg

MODEL 4502-1521

w/ Steel Eye Bolt



Anti-skid grip grooves on bottom

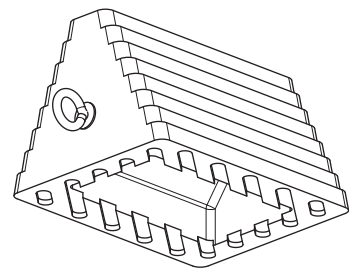
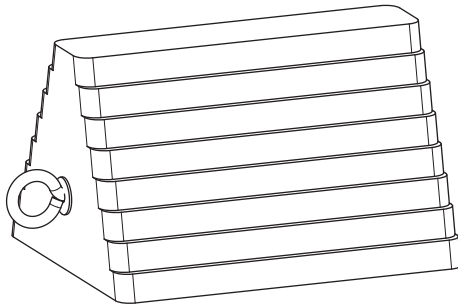


SUB FOR: GLOBETECH GT-2055
MATERIAL: RUBBER (SBR)
COLOR: BLACK
WEIGHT: 9.9 LBS / 4.49 Kg

MODEL 4502-8393

SINGLE WHEEL CHOCK

w/ Steel Eye Bolt



MATERIAL: RUBBER (SBR)
COLOR: BLACK
WEIGHT: 10.2 LBS / 4.63 Kg

